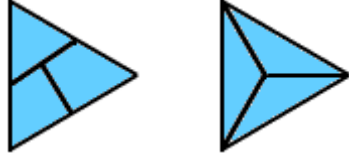
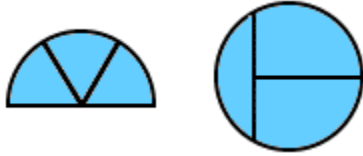


WORKSHEET-20

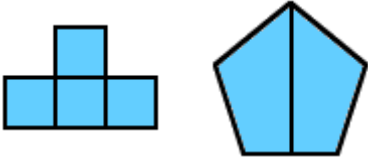
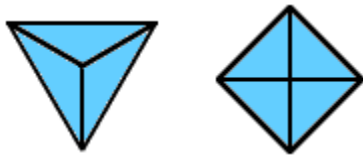
CLASS 3

(SELF LEARNING)



Q1. Circle the shape that shows three one - thirds.

1. 	2. 
--	---



Q2. Circle the shape that shows four fourths.

1. 	2. 
--	---




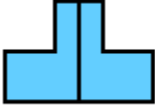




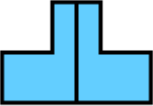









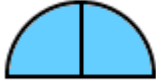

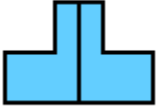



Q3. Find the shapes that show halves. Color $\frac{1}{2}$.

1. 	2. 
--	---

Q4. Find the shapes that show thirds. Color $\frac{1}{3}$.

1. 	2. 
--	---

Q5. Put a tick mark on the shape that shows two equal parts .

1.  	2.  
3.  	4.  
5.  	6.  
7.  	8.  
	9.  
10.  	11.  
12.  	13. 