

**Father Agnel School Noida  
Holiday Homework**

**2023-2024**

**CLASS-2**



Dear parents,

Vacation is a welcome break!

So, let's take advantage of this excellent opportunity for a family reunion and reaffirm your family bonds with your children. Let's get ready and make the most of our time together. Here are some fun activities to try with your children. Let's incorporate the 3R's- rejuvenate, relax and rebound in our lives.

Given below are a few fun activities for you to try with your little ones during the summer holidays.

- Play simple games like Scrabble, chess, Atlas, word building
- Take your children for morning walks and talk about things they see around.
- Encourage them to keep their room clean and well organized.
- Motivate them to speak in English.
- Encourage them to help you in daily household chores like dusting, watering plants, filling up water bottles, laying table for meals etc.
- Inculcate moral values. Encourage them to make use of 4 magic words- sorry, thank you, please, excuse me. Use these words and see the difference.
- Assign a permanent work place and a work time for your children. This will bring discipline in their life.
- Share your childhood memories with them.



## EVS

### Activity: - 'I am Responsible'

Dear Parents,

Waste management is one of the most crucial problems which our country is facing right now. India produces 62 million tonnes of waste each year. When we segregate waste, there is not only a reduction of waste that gets landfilled, it also reduces pollution levels by lowering the percentage of garbage exposed to air and water. Proper waste management is extremely important because it reduces the effect of pollution on the environment and nature.

At school, we are training our students to use two different colour coded bins for- wet waste (green) and dry waste (blue). Kindly encourage the children to follow and incorporate the same at home. This habit will reduce the burden on the municipal authorities and workers to segregate the waste.

**Step 1:** Watch the following video along with your ward and discuss the importance of waste segregation. Encourage the children to give examples of wet and dry waste.

<https://www.youtube.com/watch?v=Vlyz1K9Ri-k>



**Step 2:**


Take a print out of the following page and paste it in the scrapbook. Keep your colour pencils ready!

**Step 3:**


Now, colour code the dustbins - wet waste (green) and dry waste (blue). Draw or paste pictures of the following items in the correct bin.

|             |                 |        |                |                   |
|-------------|-----------------|--------|----------------|-------------------|
| banana peel | pencil shavings | eraser | foil paper     | left-over food    |
| paper       | plastic bottle  | cloth  | ketchup sachet | chocolate wrapper |

**Wet Waste**



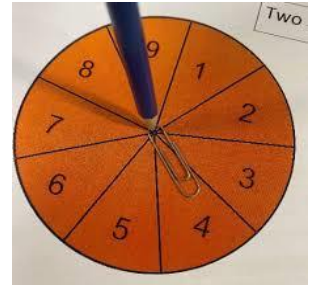
**Dry Waste**



## Mathematics

### I. Make a paper clip number spinner.


- Cut out a circle of radius 5 cm from a pastel sheet or a thick cardboard.
- Draw 9 sections as shown.
- Write numbers from 1-9.
- Laminate it and bring it to school along with a paper clip. It will be used as a learning tool in the class.



## English

We all love to listen to stories, it takes us to an imaginary world, where we meet fairies, kings and queens, talking animals, see beautiful scenery with lots of colourful flowers and so much more. There are different kinds of stories : fairy tales, fables, folk tales, etc. Today we will read about a famous character from a folk tale called

“**Tenali Raman**”. Before we know a little more about **Tenali**, let us know what a *folktale* is. A *folktale* is an old story that’s been told again and again, often for generations.



### Who was Tenali Raman?

**Tenali Raman** was famous for his intelligence , wisdom, and quick thinking.

He was one of the eight poets at the court of **King Krishnadeva Raya**. He was known as **Vikatakavi** which means a **jester poet**.

A **jester** is someone who made people laugh with their jokes, funny stories, etc. King Krishnadeva Raya appointed Tenali as the court **jester**.



**Who was Tenali Raman ?**

**Where did he live?**

**What did he do?**

**How did he reach the palace of King Krishnadeva Raya?**

**Why was he famous?**



**A. Let us go through the following link to find out a little more about Tenali Rama.**

<https://www.youtube.com/watch?v=E48jI5M6r78> ( Copy and paste the link in the web browser) **Life Story of Tenali Raman**

**Here are links of some other famous tales of Tenali Raman. You can see these stories too.**

The Bowl of Water - <https://www.youtube.com/watch?v=6xTHRqH4tyo>

Intelligent Raman- <https://www.youtube.com/watch?v=XUoSksMibh0>

The Great Pundit- [www.youtube.com/watch?v=u5eAtIaEnT8](http://www.youtube.com/watch?v=u5eAtIaEnT8)

The Greedy Brahmins- <https://www.youtube.com/watch?v=o-Ray1lq3Gs>

The Three Dolls Story- <https://www.youtube.com/watch?v=lm1Q8GWnanQ>

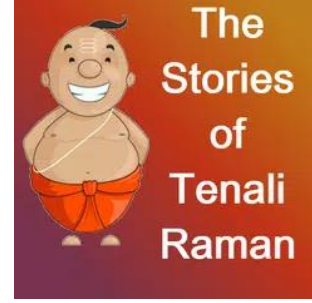

Subba Sastry and Sugar- <https://www.youtube.com/watch?v=oXfxPK0c16Y>

**B. Let us pick up our story book “ Treasure Trove “ and read one of the tales of Tenali Raman called “ Tenali And The Thieves” on page number 9**



### C. Let's Get Creative

Now that you have read and seen Tenali Raman and some of his famous folk tales. Take an A4 light coloured pastel sheet and design your own story cover page of the Tenali Raman story you liked the best. Mention the name of the story on the story cover page. Make your story cover colourful and creative.  
Here are some book covers for you.



# हिंदी

### नन्ही कलम से

- (क) अपनी मनपसंद कहानी को 3in1 नोटबुक में सुंदर अक्षरों में लिखेंगे ।
- (ख) दी गई अभ्यास पत्रिकाएँ करें ।

## सृजनात्मक कार्य -

मात्राएँ - ऋ , अं , अँ संयुक्त व्यंजन - क्ष , व्र , ज , श्र

अनुक्रमांक -1 से 6 ऋ की मात्रा

अनुक्रमांक - 7 से 12 अनुस्वार (अं )

अनुक्रमांक - 13 से 18 अनुनासिक (अँ)

अनुक्रमांक - 19 से 24 संयुक्त व्यंजन (क्ष)

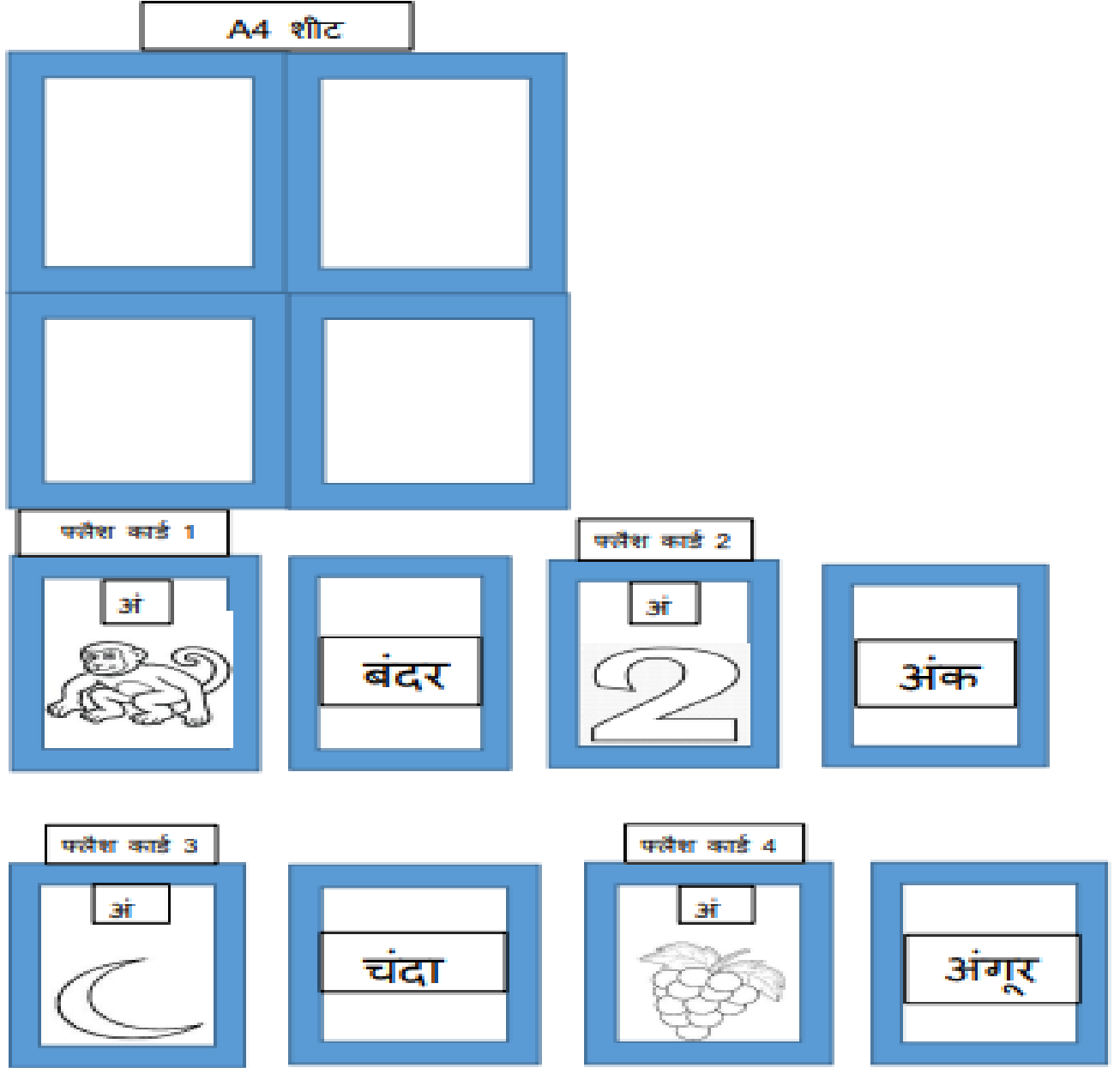
अनुक्रमांक - 25 से 30 संयुक्त व्यंजन (व्र )

अनुक्रमांक - 31 से 37 संयुक्त व्यंजन (ज )

अनुक्रमांक - 38 से 44 संयुक्त व्यंजन (श्र )

बच्चे A4 size शीट लेंगे और उसे चार बराबर के हिस्सों में काटेंगे।  
प्रत्येक भाग पर वे अपने अनुक्रमांक के अनुसार दिए गए संयुक्त  
व्यंजन / मात्राओं का प्रयोग करते हुए चारों भाग पर एक-एक शब्द  
लिखेंगे और दूसरी तरफ उससे संबन्धित चित्र बनाएँगे / चिपकाएँगे ।  
बच्चे ये Flash Card laminate करवाकर कक्षा में 10 जुलाई तक  
जमा करेंगे । प्रत्येक बच्चा चार-चार Flash Card ले कर आएगा ।





**GK-**

Prepare pages- 20 to 23 Lesson - Earth Dear Earth & Lesson- My India pgs 28,29, 30, 31 for a GK Assessment on 10<sup>th</sup> July.

**Hindi –**

Read Lesson- Bhaloo Ne kheli Football and lesson- Bus Ke Neeche Bagh for reading Assessment from 4<sup>th</sup> July onwards.

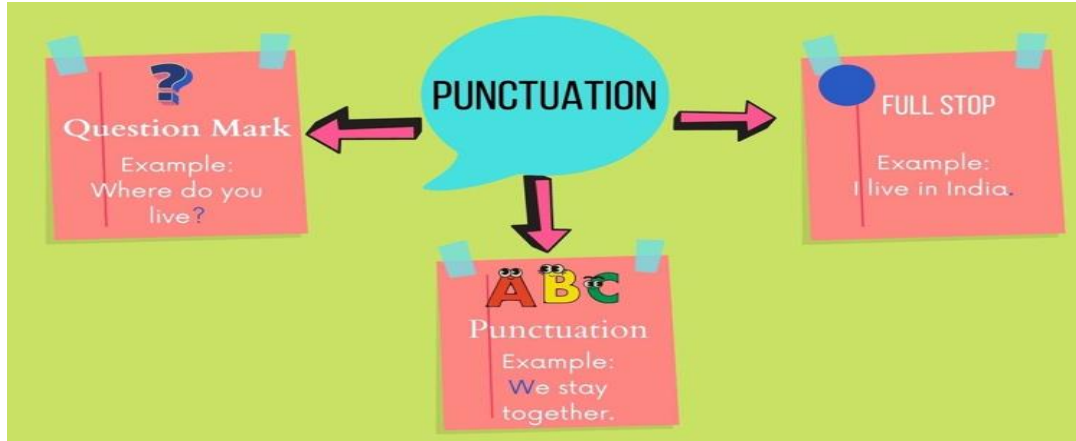
# **ANNEXURES**

(To be done under the supervision of the parents and to be kept at home)



FASN/2023-24/English/Class II/ Period 1 /Holiday Homework  
/Punctuation

Name : \_\_\_\_\_ Sec. \_\_ Roll No. \_\_ Date: \_\_\_\_\_



**A. Read the following and fill in the blanks.**

- a. Always start a new sentence with a \_\_\_\_\_ letter.
- b. Every sentence ends with a \_\_\_\_\_ stop.
- c. If the sentence is a question, we put a \_\_\_\_\_ mark at the end.

**B. Think you have to interview your mother or father, write three questions that you would like to ask them.**

- a. \_\_\_\_\_
- b. \_\_\_\_\_
- c. \_\_\_\_\_



**C. After reading the sentences below, place a question mark or a full stop where necessary.**

### **Renee's Best Day Ever**

Renee went to the water park with her sister Mini \_\_\_\_ Renee and Mini went on the water slide five times \_\_\_\_ Then they went to many other rides \_\_\_\_ They were hungry \_\_\_\_ Do you know what they ate \_\_\_\_

**Look at the pictures below and you will know what she ate. Fill in the blanks with their names. Frame sentences with the two words.**

1.



---

---

---

2.



---

---

---

**D. Which is your favourite ice cream? Draw and write its name in the box. Do not forget to colour.**



Unseen Passage

Name : \_\_\_\_\_ Sec. \_\_\_ Roll No. \_\_\_ Date: \_\_\_\_\_

Read the passage carefully and answer the questions that follow.

**The Missing Doll**

Jane was very sad. She could not find her doll. Her mom said, “Look in your room. Maybe your doll is there.” Jane looked in her room. It was a terrible mess. She started to clean her room. She put all the books on the shelf. She put her blankets on her bed. She picked up her clothes off the floor.



“I found her,” Jane said. “My doll was hiding under my clothes. I think she was playing hide and seek.” Jane put her doll in the dollhouse. Her room was clean, and now it was time to play.



Q1. Read the story and number the following sentences 1-6 according to the order of events.

- a. Jane looked in her room.
- b. Jane was sad. She could not find her doll.
- c. Her room was clean, and now it was time to play.
- d. She picked up her clothes off the floor.
- e. Jane put her doll in the dollhouse.
- f. “I found her,” Jane said.

Q2. Read the questions and complete the answers in one or two short sentences.

a. Why was Jane sad?

Jane was sad because \_\_\_\_\_  
\_\_\_\_\_

**b. Jane's room was in a mess. How did she clean her room?**

Jane cleaned her room and she put all the \_\_\_\_\_

\_\_\_\_\_

**c. Answer each question.**

Have you ever lost anything? Yes or No ? \_\_\_\_\_

What was it? \_\_\_\_\_

Where did you find it? \_\_\_\_\_

**Q3. Answer the following questions based on the passage.**

a. Two common nouns \_\_\_\_\_

b. One proper noun \_\_\_\_\_

c. One rhyming word for doll \_\_\_\_\_

**Q4. Rewrite the sentence with correct punctuation ( capital letter, full stop and question mark ). Be careful to start the proper nouns with capital letters.**

a. my mom and i read the storybook red riding hood together.

\_\_\_\_\_

\_\_\_\_\_

b. my friend sai and i went boating in the river ganga.

\_\_\_\_\_



**FASN/2022-23/English/Class II/ Period 1 /Holiday Homework Nouns-  
Common and Proper**

Name : \_\_\_\_\_ Sec. \_\_\_ Roll No. \_\_\_ Date: \_\_\_\_\_

**Q1. Some common nouns of people are hidden in the jumbled letters. Circle them. One is done for you. Then make a list in the space given below.**

atbabygirljamisauntnamemilkmanpkldgrandmotherot  
cobblersseedoctorpkildteacher

**Make a list of the common nouns you have circled above.**

- a. \_\_\_\_\_ b. \_\_\_\_\_ c. \_\_\_\_\_ d. \_\_\_\_\_  
e. \_\_\_\_\_ f. \_\_\_\_\_ g. \_\_\_\_\_ h. \_\_\_\_\_

**Q2. House of Commons**

**Write any three common nouns that you find in the places mentioned below.**



school

1. \_\_\_\_\_ 2. \_\_\_\_\_ 3. \_\_\_\_\_



park

1. \_\_\_\_\_ 2. \_\_\_\_\_ 3. \_\_\_\_\_

**Q3. Give the proper nouns for the following common nouns.**

Name of a **mall**  
you visit.

---

---

Name of your **EVS**  
textbook.

---

---



Name of a  
chocolate/ candy  
you like to eat.

---

---

Name of a movie you have  
seen.

---

---

**Q4. Read the following and guess the answers. Remember the answers are all Proper Nouns.**

- a. I am a famous monument in Agra. \_\_\_\_\_
- b. I am the festival of colours. \_\_\_\_\_
- c. I am lovingly called Bapu. \_\_\_\_\_
- d. I am a little cartoon character who has a friend who is a bear. \_\_\_\_\_





फादर एग्नल स्कूल, नोएडा /2023 -24 /हिन्दी / प्रथम इकाई / कक्षा - 2 /

अभ्यास पत्रिका - 1

विषय - अपठित गद्यांश

नाम \_\_\_\_\_

दिनांक \_\_\_\_\_

प्र1 दिए गए गद्यांश को पढ़ें एवं प्रश्नों के उत्तर दें |

एक जंगल था | उसमें एक हिरन रहता था |  
उसके दो मित्र चूहा और कौआ भी साथ रहते थे |  
हिरन , चूहे और कौए में पक्की मित्रता थी | एक  
दिन हिरन वन में चरने गया लेकिन शाम तक नहीं  
लौटा | चूहे और कौए को चिंता हुई | कौए ने कहा , “ हिरन कहीं किसी मुसीबत  
में न हो | मैं उसे देख कर आता हूँ | कौआ उड़कर हिरन को इधर -उधर खोजने  
लगा | कुछ दूरी पर उसे हिरन एक शिकारी की जाल में फँसा दिखाई दिया | उसने  
हिरन से कहा , ” डरना मत | मैं अभी चूहे को लेकर आता हूँ | ” थोड़ी देर में  
कौआ चूहे को ले आया | कौआ पेड़ पर बैठ कर शिकारी पर नज़र रखे हुआ था |  
चूहे ने तुरंत जाल काट दिया | जाल के कटते ही हिरन और चूहा घर की ओर भागे  
| कौआ भी घर की ओर उड़ चला | कौए और चूहे ने मिलकर अपने मित्र हिरन की  
जान बचाई | जो मुसीबत में काम आते हैं वही सच्चे मित्र होते हैं |



क) तीनों मित्र कहाँ रहते थे ?

30 \_\_\_\_\_  
\_\_\_\_\_

ख) हिरन किसके जाल में फँस गया था ?

30 \_\_\_\_\_  
\_\_\_\_\_

ग) चूहे ने हिरन को छुड़ाने के लिए क्या किया ?

उ० \_\_\_\_\_


घ) सच्चे मित्र कैसे होते हैं ?

उ० \_\_\_\_\_


ङ) उचित शब्द चुन कर खाली स्थान भरें |

1. हिरन , चूहे और कौए में पक्की \_\_\_\_\_ थी |  
( दुश्मनी / मित्रता )
2. कौआ \_\_\_\_\_ पर बैठ कर शिकारी पर नज़र रखे हुआ था |  
( पेड़ / डाल )
3. जाल कटते ही हिरन और चूहा \_\_\_\_\_ की ओर भागे |  
( वन / घर )
4. कौए और चूहे ने \_\_\_\_\_ की जान बचाई |  
( हिरन / शिकारी )


च) चित्र देखकर उनके नाम लिखें |




\_\_\_\_\_



\_\_\_\_\_



\_\_\_\_\_



\_\_\_\_\_



फादर एगनल स्कूल, नोएडा /2023 -24 /हिन्दी / प्रथम इकाई / कक्षा - 2 /  
अभ्यास पत्रिका - 2 विषय - रचनात्मक लेखन

नाम \_\_\_\_\_ दिनांक \_\_\_\_\_

प्र1 चित्र देखकर बताइए कि इनमें से कौन -सा वाक्य सही है -



- 1 बच्चे किताब पढ़ रहे हैं |
- 2 किताब बच्चे पढ़ रहे हैं |



- 1 दूध रोहित खरीद रहा है |
- 2 रोहित दूध खरीद रहा है |



- 1 हमें फूल नहीं तोड़ने चाहिए |
- 2 फूल हमें नहीं तोड़ने चाहिए |

प्र2 नीचे दिए गए वाक्य अधूरे हैं | चित्र देखकर इन्हें पूरे कीजिए |

(क)



पक्षी आकाश \_\_\_\_\_

(ख)



राधिका

---

(ग)



रहे हैं |

(घ) दादाजी



रहे हैं |

(ङ)



बच्चे

---


(च)



रीना और राज

---

प्र3 दिए गए शब्दों का प्रयोग कर पाँच से छः वाक्य बनाइए |





फादर एग्नल स्कूल, नोएडा /2023 -24 /हिन्दी / प्रथम इकाई / कक्षा – 2 /  
अभ्यास पत्रिका - 3 विषय – पुनरावृत्ति

नाम \_\_\_\_\_

दिनांक \_\_\_\_\_

प्र1 स्वरों की मात्राएँ लगाकर शब्द पूरे कीजिए |



-च - ड़या



र - ट -



मकट



घड़-



जत



थला



बतल



पघा



कला



अखब - र



वक्ष



पख

प्र2 हर एक वर्ण के साथ एक या दो अक्षर जोड़कर शब्द बनाइए |

बंदर



अं \_\_\_\_\_


गं \_\_\_\_\_

कं \_\_\_\_\_

चं \_\_\_\_\_

शं \_\_\_\_\_

ऊँट



बाँ \_\_\_\_\_

अँ \_\_\_\_\_

आँ \_\_\_\_\_

पाँ \_\_\_\_\_

काँ \_\_\_\_\_

प्र3 अशुद्ध शब्दों को शुद्ध करें ।

- 1) रूपया \_\_\_\_\_ 2) हूं \_\_\_\_\_ 3) मेना \_\_\_\_\_  
4) गुह \_\_\_\_\_ 5) मुजे \_\_\_\_\_ 6) मेने \_\_\_\_\_  
7) हंसना \_\_\_\_\_ 8) क्षुतलेख \_\_\_\_\_ 9) परीश्रम \_\_\_\_\_  
10) तुण \_\_\_\_\_ 11) किरपा \_\_\_\_\_ 12) त्रीशूल \_\_\_\_\_





**Match the following-**

a. 1 hundred 1 ten and 3 ones

155

b. 0 hundreds 2 tens and 0 ones

200

c. 1 hundred 5 tens and 5 ones

189

d. 2 hundreds 0 tens and 0 ones

20

e. 1 hundred 8 tens and 9 ones

113

**Match the numbers with their number names.**

a. 770

Eight hundred eighty-two

b. 515

Seven hundred seventy

c. 882

Four hundred forty-six

d. 446

Five hundred fifteen



Name: \_\_\_\_\_ Sec. \_\_\_\_ Date \_\_\_\_\_

Complete the following questions from the given hints.

|     |     |     |     |
|-----|-----|-----|-----|
| 162 | 328 | 273 | 184 |
| 480 | 204 | 127 | 95  |
| 750 | 827 | 951 | 616 |

Find the following.

|  |  |
|--|--|
| A number between 100-150                                 |  |
| A number just after 950                                  |  |
| A number less than 100                                   |  |
| A number between 300 and 400                             |  |
| A number that has 6 tens                                 |  |
| A number that has 5 ones                                 |  |
| A number that has 6 hundreds                             |  |
| A number that has 0 at hundreds place                    |  |
| A number that has same digits at ones and hundreds place |  |
| A number that has 0 at tens place                        |  |



Name: \_\_\_\_\_ Sec. \_\_\_\_ Date \_\_\_\_\_

Count and write the numbers from-

a. 125 to 135

---

---

b. 259 to 269

---

---

c. 470 to 480

---

---

d. 799 to 809

---

---


Fill in the blanks.


|               |               |
|---------------|---------------|
| 876 _____     | 765 _____     |
| _____ 990     | _____ 100     |
| 765 _____ 767 | 540 _____     |
| _____ 160     | 287 _____     |
| 654 _____ 656 | _____ 301     |
| 890 _____     | _____ 999     |
| _____ 763     | 450 _____     |
| _____ 540     | _____ 770     |
| 200 _____ 202 | 209 _____ 211 |




Name: \_\_\_\_\_ Sec. \_\_\_\_ Date \_\_\_\_\_

Put the symbol  $>$ ,  $<$  or  $=$


421  322

743  734


848  884


515  555


101  109


374  474


810  710

931  741

139  440

181  180

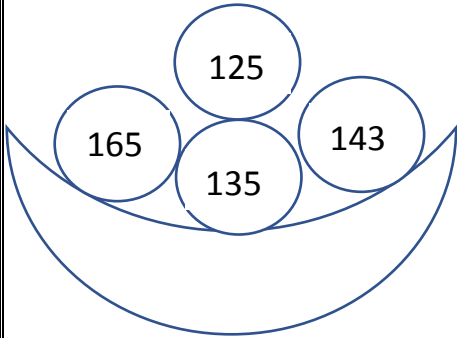
219  219

705  709

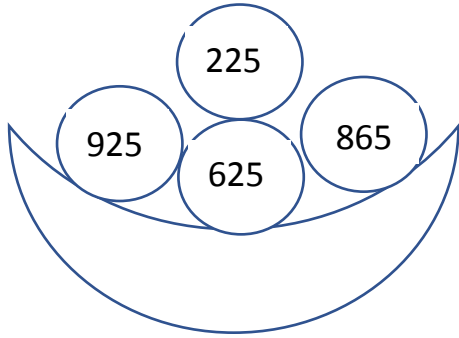


Name: \_\_\_\_\_ Sec. \_\_\_\_ Date \_\_\_\_\_

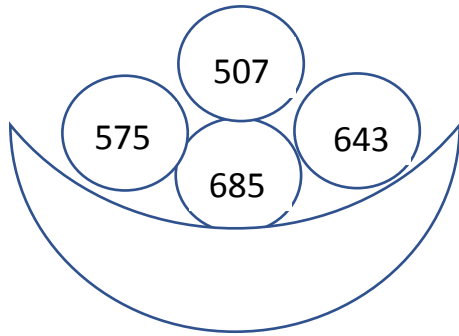
Look at the group of balls. Write them in order as instructed.



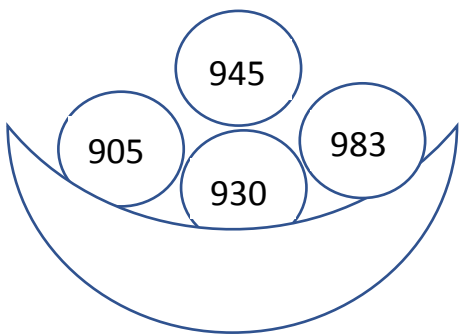
Increasing Order

Decreasing Order

Decreasing Order

Increasing Order

## Suggested Activity: - 'Let's Play – Good Habits'

Some habits are good for our body. They help us to grow and be strong. Let's play this game with our family to know more about good health.

(Note: You can prepare your own board and counters. You can print it and paste it on a cardboard. The dice can be made with cubes cut from erasers.) So, let's have fun...

The board game grid consists of 64 numbered squares (1 to 64) arranged in an 8x8 grid. The starting point is square 1, which features an illustration of three children running. The goal is to reach square 64, which features an illustration of a house. The game includes several ladders and snakes that move a player's position based on the number rolled on a dice.

**Ladders (Upward Movement):**

- 1 to 31
- 4 to 52
- 9 to 48
- 11 to 23
- 18 to 47
- 20 to 37
- 27 to 38
- 34 to 45
- 36 to 43
- 42 to 55

**Snakes (Downward Movement):**

- 3 to 46
- 19 to 30
- 24 to 44
- 39 to 41

**Habit Cards (Text on Squares):**

- 1: I will not fall sick
- 2: I wash the fruit I eat
- 3: I will not be strong
- 4: I comb my hair twice a day
- 5: I eat at the same time every day
- 6: I will be dirty
- 7: I will grow and be strong
- 8: I will get an upset stomach
- 9: I brush twice a day
- 10: I will be dirty
- 11: I will be dirty
- 12: I will be dirty
- 13: I comb my hair twice a day
- 14: I will be dirty
- 15: I brush twice a day
- 16: I will not fall sick
- 17: I will not fall sick
- 18: I brush twice a day
- 19: I eat when I like
- 20: My hair will be clean
- 21: I will be dirty
- 22: I will be dirty
- 23: I will grow and be strong
- 24: I will be dirty
- 25: I clean my nose with a handkerchief
- 26: I will be dirty
- 27: I clean my nose with a handkerchief
- 28: I will be dirty
- 29: My hair will be clean
- 30: I eat when I like
- 31: I cut my nails once a week
- 32: I will get an upset stomach
- 33: I will get an upset stomach
- 34: I will get an upset stomach
- 35: I will have strong teeth
- 36: My ears will hurt
- 37: I bathe twice a week
- 38: I clean my nose with a handkerchief
- 39: My teeth will hurt
- 40: My teeth will hurt
- 41: My teeth will hurt
- 42: I brush once in 2 days
- 43: My nails will not get dirty
- 44: I bathe twice a week
- 45: I bathe every day
- 46: I clean my ears with a pencil
- 47: My nails will be clean
- 48: I bite my nails
- 49: My nails will be clean
- 50: My nails will be clean
- 51: I clean my ears with a pencil
- 52: I bathe every day
- 53: I bathe every day
- 54: I bathe every day
- 55: I brush once in 2 days
- 56: I brush once in 2 days
- 57: I brush once in 2 days
- 58: I brush once in 2 days
- 59: I brush once in 2 days
- 60: I brush once in 2 days
- 61: I will be clean and healthy
- 62: I will be clean and healthy
- 63: I will be clean and healthy
- 64: I will be clean and healthy