

Father Agnel School Noida
Holiday Homework

2023-2024

CLASS-1



Dear parents,

Vacation is a welcome break!

So, let's take advantage of this excellent opportunity for a family reunion and reaffirm your family bonds with your children. Let's get ready and make the most of our time together. Here are some fun activities to try with your children. Let's incorporate the 3R's- rejuvenation, relax and rebound in our lives.

Given below are a few fun activities for you to try with your little ones during the summer holidays.

- Play simple games like Scrabble, chess, Atlas, word building
- Take your children for morning walks and talk about things they see around.
- Encourage them to keep their room clean and well organized.
- Motivate them to speak in English.
- Encourage them to help you in daily household chores like dusting, watering plants, filling up water bottles, laying table for meals etc.
- Encourage them to make use of 4 magic words- sorry, thank you, please, excuse me. Use these words and see the difference.
- Share your childhood memories with them.



Here are some tips to make this time a memorable and fruitful for you. Make a time table filled with fun. There are few suggested activities:

1. Learn a new outdoor sport, may be swimming.
2. Learn to make a sandwich and salads using fruits and vegetables.
3. Say no to gadgets, mobile phones and laptops. Say yes to balls and racquets.
4. Reading is fun! Read the following story books and watch also.

- Noddy series
- Grims fairy tales
- Treasure Trove

5. Take your child to the market and help them observe and identify his neighbourhood places. Also help them observe various fruits & vegetables and help them enhance their vocabulary by making them learn the spellings of fruits and vegetables.



See you soon, in July!

With love,
Your teachers

Learn while you play

- **English-**

1. Oral Activity- Prepare 5 to 6 lines on ‘**My Summer Break**’/ **My Fun Time**’.
2. Encourage your child to converse in English and help them to frame small sentences. Learn ten new words during holidays. They can be things that you see in your house, park, mall, market etc. After the vacations you can teach the same to your friends. Write them on a pastel sheet in the given format. Bring it to school after the vacations.

S.no.	Word	Frame sentence using the word
1		
2		
3		
4		
5		
6		
7		
8		
9		
10		

• E.V.S.

Activity -1

‘Create Your Own Table Mat’

Take an **A4 size** chart paper make a design with a leaf and a vegetable texture using poster colours. Write your name and laminate it, bring it to school on 3rd July.

It will be used as a table mat during lunch time.

Activity – 2

Enrichment Activity - Topic: **‘My Favourite Family Member’** (It will be a graded activity).

This activity will be conducted in the month of July.

Our loving families define us. They shape our personalities. Kindly help your ward to enact like their favourite family member (any one). The child needs to speak 5-6 lines about the chosen Family Member.

Frame Work – (just for your reference, children can frame sentences on their own too)

1. I am _____ mother.
2. I am a _____.
3. I like to play _____ with my children.
4. I enjoy my holidays by spending time with my family and playing games like _____ and _____
5. I love my family very much.

Thank you

Points to be noted:

- Event – My Favourite Family Member (Role Play).
- Date – 07.07.23 to 14.07.23
- The activity will be graded.
- Time limit will be - 1-1.5 min
- Grading criteria will be content, expression, confidence and pronunciation.

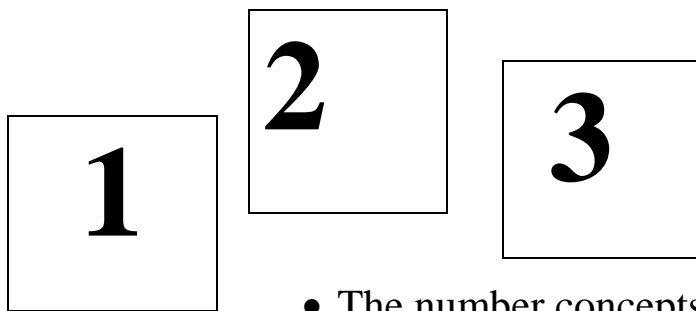
(Child can also dress up like their favourite family member. Dressing up is optional and not compulsory)

Math

Number Card Activity –

Learning numbers can be a challenging for many children. However, children learn better when they are taught through play. They'll learn to use language to compare and contrast different numbers.

So with the help of parents children can make **number cards(size - 8 cm * 8 cm) from 1 – 20** at home. These number cards can be laminated or neatly wrapped in a zip pouch. Children have to bring these number cards to school on 3rd July'23.



- The number concepts like – before, after, in between, missing numbers, $>$, $<$, $=$, Smallest/Largest Number, Increasing/Decreasing Order can be practiced using the number cards.
- The child can be asked to pick up any number. Then the parent can ask to pick the number that comes just before or just after that number.
- Increasing/ Decreasing order activity –Any 4 family members can be asked to pick any one number card. Then the child can be asked to arrange those cards in increasing or decreasing order.
- Two people can be given a number card each – say 6 and 9. Then the child can be asked to pick up all the numbers which come in between those two numbers.

Hindi

- अ से ज (स्वर तथा व्यंजन) का अभ्यास करें ।
- आ की मात्रा का अभ्यास करें ।
- नए शब्द पढ़ें तथा छोटे-छोटे वाक्य बनाने का प्रयास करें ।
- सुंदर लिखने का अभ्यास करें ।
- सुनहरी धूप का pgs 17, 20, 21, 22, को
अच्छी तरह से पढ़ने का अभ्यास करें । (Reading test)
आगामी माह में होगा ।
- पंचतंत्र की कहानियाँ तथा अन्य प्रेरणादायक कहानियाँ देखें ।

ANNEXURES

(To be done under the supervision of the parents and to be kept at home)



English/Class-1/Practice worksheet- 1

Name : _____ Sec. ____ Date : _____

Write words with a/an with the help of the given clue in the web chart

An _____

A _____

A _____

An _____

Clue box

- 1.I fly in the air but I'm not a bird.
- 2.Sunday or Monday you eat me everyday.
- 3.I have many pages ,you write on me , you read me .
- 4.You carry books, lunch box ,pencil box in me.
- 5.I am soft creamy and cold , you like to eat me in summers.
- 6.You sit on me ,I have four legs.

An _____

A _____




English/Class-1/Practice worksheet- 2

Name : _____ Sec. ____ Date : _____

Look at the picture and circle the correct answer.

1. Do you want (a / an) melon?



2. Do you want (a / an) bicycle?



3. Teddy is (a / an) nice




present?

4. I want to buy (a / an) pen and (a / an) pencil.



5. Do you want (a / an) orange?



6. Give him (a / an) cup of ice – cream.






English/Class-1/Practice worksheet- 3

Name : _____ Sec. ____ Date : _____

1. Circle the pictures in each row that have the same sound:




Beach



peach




leaf



Ship



shirt



chop

chop




Thumb



shop



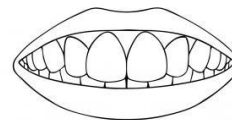
thirty



Back pack



sack



teeth























English/Class-1/Practice worksheet- 4

Name : _____ Sec. _____ Date : _____

Arrange these Naming Words in the columns-

Persons / Places / Animals, Insects or Birds / Things-

sun 	girl 	tree 	bench 	apple 
crow 	clown 	bank 	school 	rabbit 
cat 	umbrella 	sweeper 	church 	river 
hospital 	postman 	duck 	driver 	ladybird 

Persons	Places	Animals/ Birds	Things





English/Class-1/Practice worksheet- 5

Name : _____ Sec. ____ Date : _____

Change from one to many-



glass

-



bench

-



potato

-



sandwich

-



box

-



fox

-



dress

-



tomato

-



watch

-

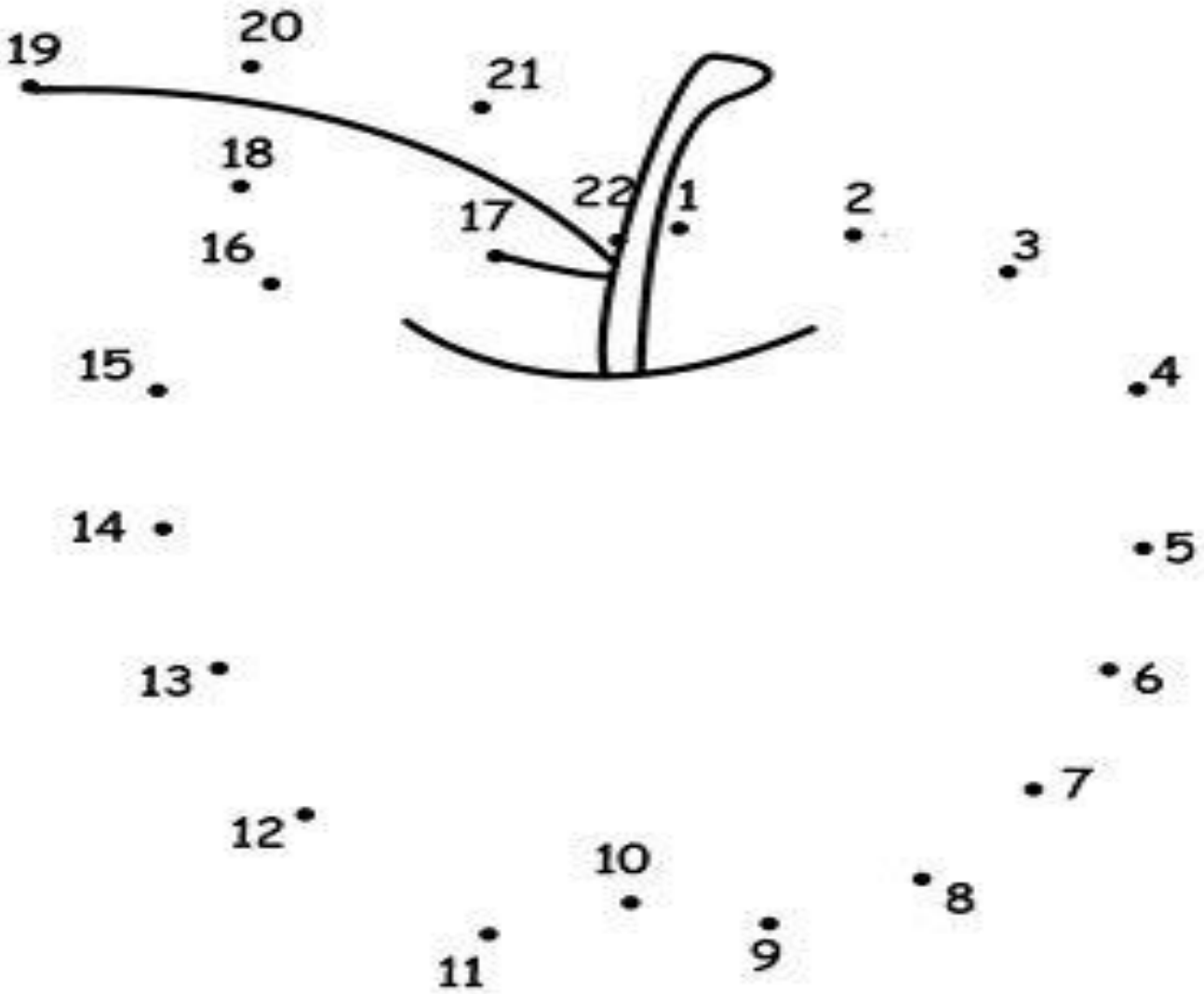




Math/Class-1/Practice worksheet- 1

Name : _____ Sec. ____ Date : _____

Join the dot. Name and colour the picture


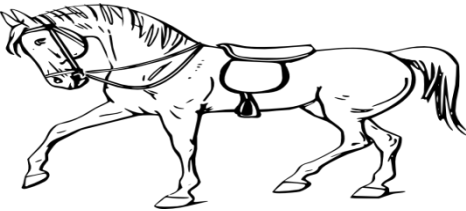








Math/Class-1/Practice worksheet- 2

Name : _____ Sec. _____ Date : _____

Count and write the number names for the following pictures. Colour the pictures also.



Math/Class-1/Practice worksheet- 3

Name : _____ Sec. ____ Date : _____

Fill in the boxes with the number that comes after:

1. **2** →

2. **13** →

3. **10** →

4. **19** →

5. **8** →

6. **15** →

Fill in the boxes with the number that comes before:

1. ← **11**

2. ← **20**

3. ← **16**

4. ← 4

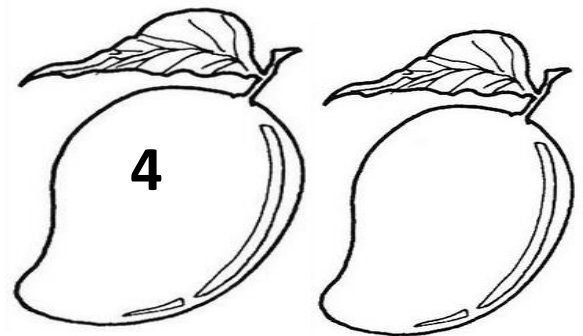

5. ← 10

6. ← 7

What comes before?



What comes after?









Math /Class-1/Practice worksheet- 4

Name : _____ Sec. ____ Date : _____

What comes in between?





Math /Class-1/Practice worksheet- 5

Name : _____ Sec. _____ Date : _____

Circle the number which comes:

1. Just before 12 - 13 16 11 14

2. Just after 11 - 13 10 12 19

3. Just before 16 - 19 15 17 16

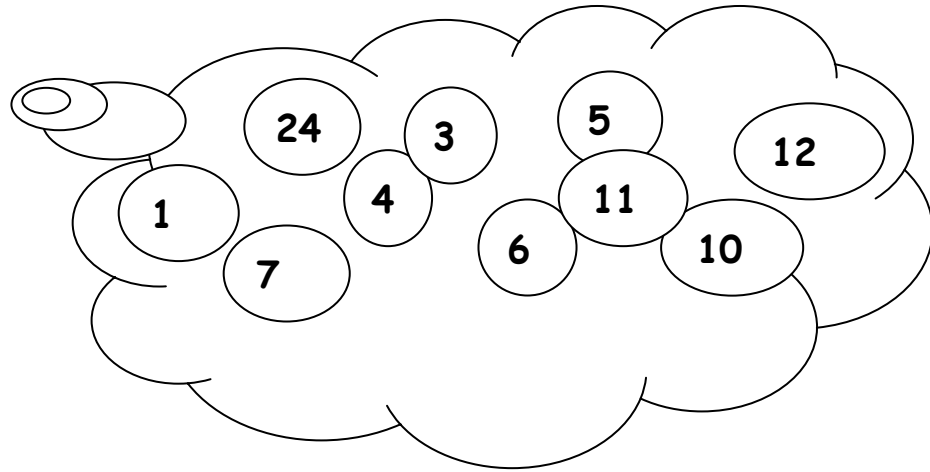
4. Just before 19 - 11 20 18 12

5. Just after 9 - 8 10 11 9

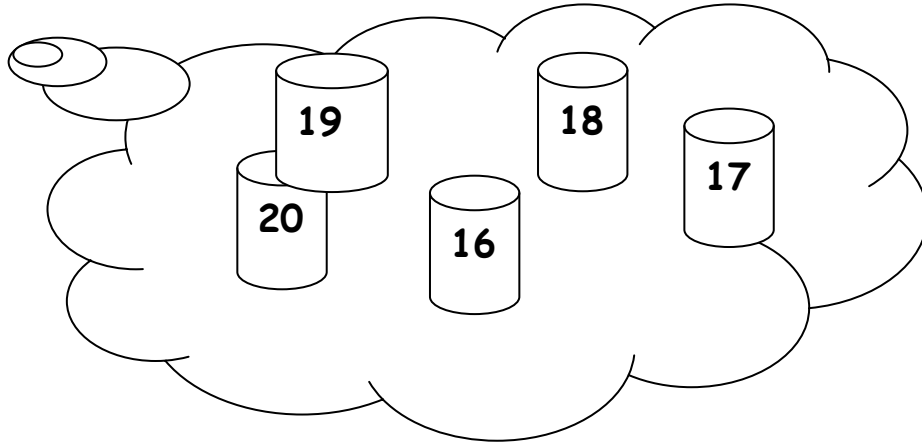
4. Just after 13 - 14 19 12 15

Colour all the numbers which come

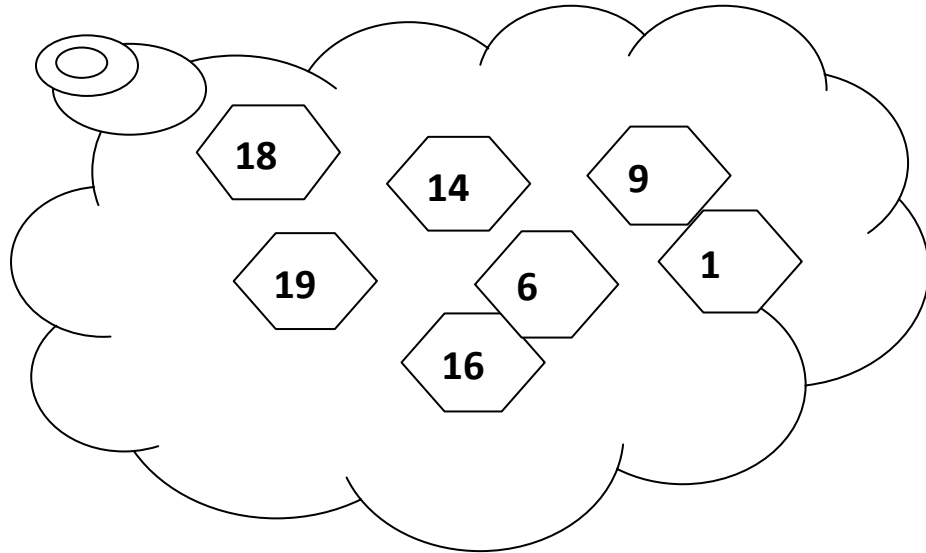
Before 7



after 17



after 10





























Math /Class-1/Practice worksheet- 6

Name : _____ Sec. _____ Date : _____

Put the symbol $>$, $<$ or $=$

8  9	19  11
16  13	3  8
20  18	7  12
16  4	1  5
13  11	6  14
8  6	12  5

20  20	13  14
18  12	5  15
10  17	12  18
19  16	11  13
2  5	18  9
12  10	15  5



Math /Class-1/Practice worksheet- 7

Name : _____ Sec. ____ Date : _____

Arrange the numbers in increasing order

1.

16

5

13

11

2.

14

15

13

12

3.

16

18

17

15

4.

19

20

13

14

5.

10

15

8

18



Math /Class-1/Practice worksheet- 8

Name : _____ Sec. ____ Date : _____

Arrange the numbers in decreasing order.

1.

16

15

13

14

2.

11

3

13

12

3.

10

18

6

19

4.

9

20

13

14

5.

17

15

18

16

आओ पढ़ें

- 1) कमला उठ , आलस मत कर | फटाफट नहाकर साफ़ कपड़ा पहन | चल अब इधर आ , साफ़ कपड़ा पहन कर पाठशाला जा | अपना पाठ याद कर | माता का कहना मान | सबका कहना मान | बाज़ार जाकर लाल –लाल टमाटर , गाजर व पालक ला | चल अब घर चल | आसमान पर काला बादल छाया | काला बादल जल भर लाया | छम –छम , छम –छम जल बरसाया | चल अब नाव बना | छाता तानकर अब घर जा |

- 2) राजन उठकर नहा | नहाकर गरम -गरम खाना खा | अब पाठशाला जा | मन लगाकर पाठ याद कर | आज का काम आज कर | माता का आदर कर | अपना काम समय पर कर | माता बादाम डालकर गाजर का हलवा बना | चल अब हलवा खा | हलवा खाकर आराम कर | अब इधर आ | अपना मनपसंद बाजा बजा | एक गाना गा | गाना गाकर सबका मन बहला |



फादर एग्नल स्कूल, नोएडा/2023-24/ हिन्दी / अभ्यास पत्रिका - 1

कक्षा -1 _____ विषय – चित्र का नाम लिखकर वाक्य बनाओ

चित्र पहचानकर नाम लिखो तथा वाक्य बनाओ -


1



2



3



4



5



6




7




8



9



10.



सुलेख

- दिए गए वाक्यों को सुन्दर तरीके से 3 IN 1 नोटबुक में लिखें।

- प्रत्येक वाक्य ६ - ७ बार लिखें।

- लेख सुंदर व अक्षर की बनावट सही होनी चाहिए।

- छुट्टियों के बाद यह कार्य देखा जाएगा।

1 स्वर तथा व्यंजन सही तरीके से 5 बार लिखें व याद करें।

2. राम बाज़ार जा, छाता ला।

3. राजा बाजा मत बजा।

4. मदन दाल चावल बनाकर खाओ।

5. लता काला छाता लाई।

6. अमन नया मकान बना रहा था।

7. नमन नया अचकन पहनकर आ।

8. अपना आसन उठाकर रख।

9. लता काला जाला साफ़ कर।

10. अनवर बाज़ार जा , गमला ला।

सुलेख -

राम बाजार जा , छाता ला।

A series of horizontal lines provided for handwriting practice, consisting of multiple rows of four lines each.



फादर एग्नल स्कूल, नोएडा/2023-24/ हिन्दी / अभ्यास पत्रिका - 2

कक्षा -1 _____ विषय - पठित गद्यांश अभ्यास पत्रिका। दिनांक _____

प्र०.1 नीचे दिए गए प्रश्नों के उत्तर एक शब्द में दो -

1. राजा क्या लाया ?

उ० _____

2. राजा हरदम क्या करता था ?

उ० _____

3. राजा बाज़ार से क्या -क्या लाता था ?

उ० _____



प्र०.2 खाली स्थान भरो -

1. आया -आया _____ आया |

2. राजा _____ बजा रहा था |

3. बाजा बजा कर राजा _____ रहा था |

प्र०.3 सही या गलत बताओ –

1. राजा बाज़ार से मिठाई लाता था | ()
2. राजा हरदम काम करता था | ()
3. वह आज का काम आज ही करता था | ()

प्र०.4 वाक्य बनाओ –



बाजा _____

बाज़ार _____

गाजर _____

अनार _____

प्र 5 - दिए गए चित्रों में रंग भरें व उनका नाम लिखें।



Live worksheets for the related topics done so far.

[https://www.liveworksheets.com/worksheets/en/Environmental_Studies_\(EVS\)/Parts_of_the_body](https://www.liveworksheets.com/worksheets/en/Environmental_Studies_(EVS)/Parts_of_the_body)

[https://www.liveworksheets.com/worksheets/en/Environmental_Studies_\(EVS\)/Sense_organ](https://www.liveworksheets.com/worksheets/en/Environmental_Studies_(EVS)/Sense_organ)

<https://www.liveworksheets.com/id1120192cv>

<https://www.liveworksheets.com/dg2359591ky>