



FR. AGNEL SCHOOL, NOIDA

KG SUMMER HOLIDAY HOMEWORK 2023-24

“When the sun is shining I can do
anything; no mountain is too high, no
trouble is too difficult to overcome.”

-Wilma Rudolph



Dear children,

Hurray! Finally, the summer holidays are here. Holidays are great, but schoolwork can be fun and inspiring too! So, to keep you engaged and active, here are a few interesting activities for the summer break. During this vacation learn to do some interesting and important things which would enhance your social and life skills.

Dear Parent,

Kindly explain the activities to your child and assist wherever it is required. These little steps would help your child to become more independent and confident.

- Learn how to write your name.
- Memorize the phone numbers of your parents and home address as well.
- Greet and welcome guests visiting your house.
- Spend time with your family members and get to know their names, interests and also what they do (studying or profession)
- Try to converse in English with your parents, family & friends.
- Use magic words like Sorry, Please and Thank you.
- Help your parents/grandparents around the house. Helping in simple chores like arranging the dining table would make you more confident and everyone will cheer for you.
- Place a table mat before having your food and keep your plate in the kitchen after you have finished your meals.
- Have your food without spilling. Always wash your hands with soap and water before you eat.
- Learn to take care of your toilet needs independently.



- Make a healthy everyday timetable to keep yourself fit and active.
- Arrange your books, toys and clothes in proper cupboard/shelves.
- Water plants in your garden /take care of the pets.
- Turn off lights, fans and taps when not in use.
- Always throw garbage in the dustbin and keep your surroundings clean.
- Learn to make refreshing summer drinks like- lemonade, lassi, milk shake, fruit smoothies or sherbets (take help from your parents).
- Learn names of days in a week and names of months in a year. Use a calendar to read and write dates on all your assignments.
- Bring a family photograph and prepare to speak a few lines about every family member.
- Limit the time you spend in front of television/mobile/computers. Go outdoors and play with your friends. Read books with your parents or grandparents.

Suggested reading-

Fairy Tales like Snow white, Pinocchio, Cinderella, Beauty and the Beast, Jack and the Beanstalk, Hansel and Gretel, Frog Prince, Sleeping Beauty, Aesop Fables, Tales of Panchatantra, Jataka Tales or any other titles which you might find interesting.



हिंदी अभिव्यक्ति

HINDI ABHIVYAKTI (24th to 26th JULY)

- Take help from your parents to select and prepare a poem/speech/ paragraph for your Hindi Abhivyakti
- (Recitation/oratory skill activity) on the topic- 'Swachh Bharat Swasth Bharat'
- You should be able to introduce yourself in Hindi (name, class, etc.)
- The presentation should be of minimum 8 to 10 lines.
- Prepare the same with actions or with suitable hand props (which can be made to enhance your performance.)
- Your 'Abhivyakti' should be appropriate for your level and how beautifully you present it (i.e voice modulation, confidence, action and intonation).
- Do not select the poem from the school rhyme book.

ENGLISH-

- Practice writing 'a-z' with phonic sound and appropriate formation (within lines) in a thin practice notebook. Learn and explore related vocabulary
(*Please Do NOT bring this practice notebook to school)

HINDI-

- Practice writing akshars with correct formations, as taught in the class. Always write in alternate broad line (Take help from the akshar sheet attached along with this holiday homework.)



- Practice drawing pictures along with the akshars taught in the months of April-May in a thin practice notebook.
(*Please Do NOT bring this practice notebook to school)
- Try to find and add to your vocabulary some more words with the akshars that you have learnt in the class.

MATH-

- Practice oral counting 1-100.
- Practice writing of numbers 1-10 properly under
- T & O (Tens and Ones) in your home practice notebook.
(*Please Do NOT bring this practice notebook to school)
- Pay attention to the correct formation of numbers as well.

EVS ACTIVITY-

- Sow a seed in a small pot, water it and watch it germinate into a little plant. Take care of your plant and give it a name. Observe its growth and click a picture of your little plant with you and get the picture to school.

PRACTICE WORKSHEETS-

To give children adequate practice of all the topics covered in class till May, the practice material is being shared with this file. These practice sheets should be completed at home under parental guidance and supervision and not required to be submitted in the class.



NOTE TO THE PARENTS

Summer Vacations are great to bond and spend quality time with your kids as well as to brush up on any special requirement of your child. (The same had been briefed to you on the PTM.)

Kindly ensure that ~

- your child's holiday activities are monitored.
- your child spends quality time in practicing, revising and writing the work that had been done in the class till the 12th of May.
- your child prepares and practices for 'HINDI ABHIVYAKTI' activity scheduled in the month of July.
- you send back the books and notebooks are sent back on the reopening day of school along with your child.
- your child tries to converse in English with you, his/her friends and relatives.



PHONIC SOUNDS

A says ऐ as in apple, axe, arrow



B says ब as in ball, bag, balloon

C says क as in cat, candle, car

D says ड as in dog, drum, doctor



E says ए as in elephant, elbow, engine

F says फ as in frog, fish, fan



G says ग as in grapes, gate, God



H says ह as in horse, house, hot



I says इ as in igloo, injection, ink

J says ज as in joker, jar, jelly

K says क as in kite, kettle, kangaroo



L says ल as in lion, leaf, lock



M says म as in mango, mat, mud

N says न as in nest, nut, nose



O says औ as in orange, ostrich, ox

P says प as in parrot, peas, pocket

Q says क्व as in queen, quill, quilt

R says र as in rocket, rat, red

S says स as in sun, socks, swing

T says ट as in tiger, time, toffee



U says उ as in umbrella, under, urn

V says व as in van, vulture, violin

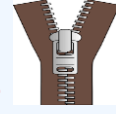
W says व as in wool, wet, window



X as in x-ray, x-mas tree, box, fox


Y says य as in yo-yo, yolk, yellow

Z says ज़ as in zip, zigzag, zero



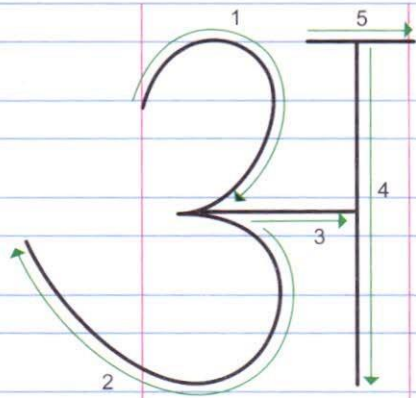
HINDI AKSHAR FORMATION

अक्षर अनुसार चित्र बनाओ :-		
उ		
ऊ		
अ		
अं		
आ		
औ		
औ		
अः	x	x




P
R
A
C
T
I
S
E

W
O
R
K
S
H
E
E
T
S



अनार



अ

अ

अ

अ

अ

—

—

—

अ

—

—

—

अ

—

—

—

अ

—

—


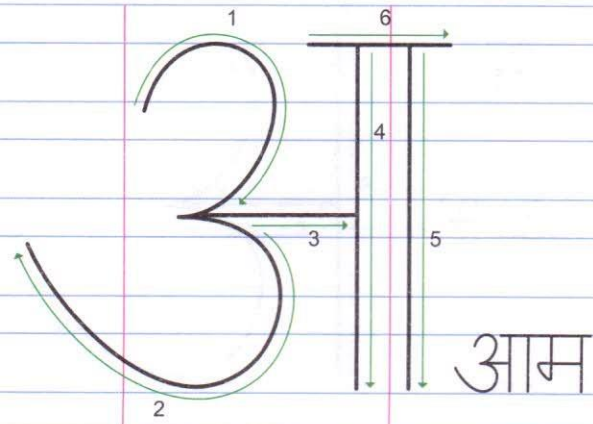
—

अ

—

—

—



आ

आ

आ

आ

आ

—

—

—

आ

—

—

—

आ

—

—

—

आ

—

—


—

आ


—

—

—



ओखली



ओ

ओ

ओ

ओ

ओ

—

—

—

ओ

—

—

—

ओ

—

—

—

ओ

—

—


—

ओ

—

—

—



औरत



औ

औ

औ

औ

औ

—

—

—

औ

—

—

—

औ

—

—

—

औ

—

—

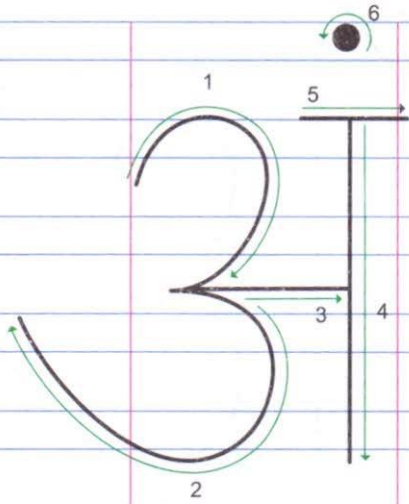
—

औ

—

—

—



अंगूर



अं

अं

अं

अं

अं

—

—

—

अं

—

—

—

अं

—

—

—

अं

—

—

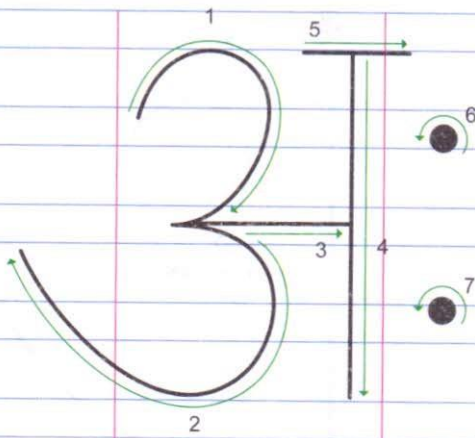
—

अं

—

—

—



अः

अः

अः

अः

अः

—

—

—

अः

—

—

—

अः

—

—

—

अः

—

—

—

अः

—

—

—

अभ्यास

ओ

औ

अं

अः

—

—

—

—

—

—

—

—

—

—

—

—

—

—

—

—

—

—

—

—

—

—

—

—

अभ्यास

अ

अ

आ

आ

—

—

—

—

—

—

—

—

—

—

—

—

—

—

—

—

—

—

—

—

—

—

—

—


तर्जनी से अक्षर को स्पर्श करके याद करो।



उल्लू



उल्लास



उपहार

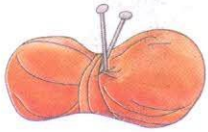


उपवन


इस अक्षर को लिखो तथा याद करो।



तर्जनी से अक्षर को स्पर्श करके याद करो।




ऊन



ऊषा



ऊपर




ऊँट

इस अक्षर को लिखो तथा याद करो।

Count and colour the number of objects in each row :

8



4



7



2




6



3



5



10



1



9





Revision

Please count and write numbers 1 to 10 in sequence.

		1
		2
		3
		4
		5
		6
		7
		8
		9
	1	0

	.
	.
	.
	.
	.
	.
	.
	.
	.
.	.

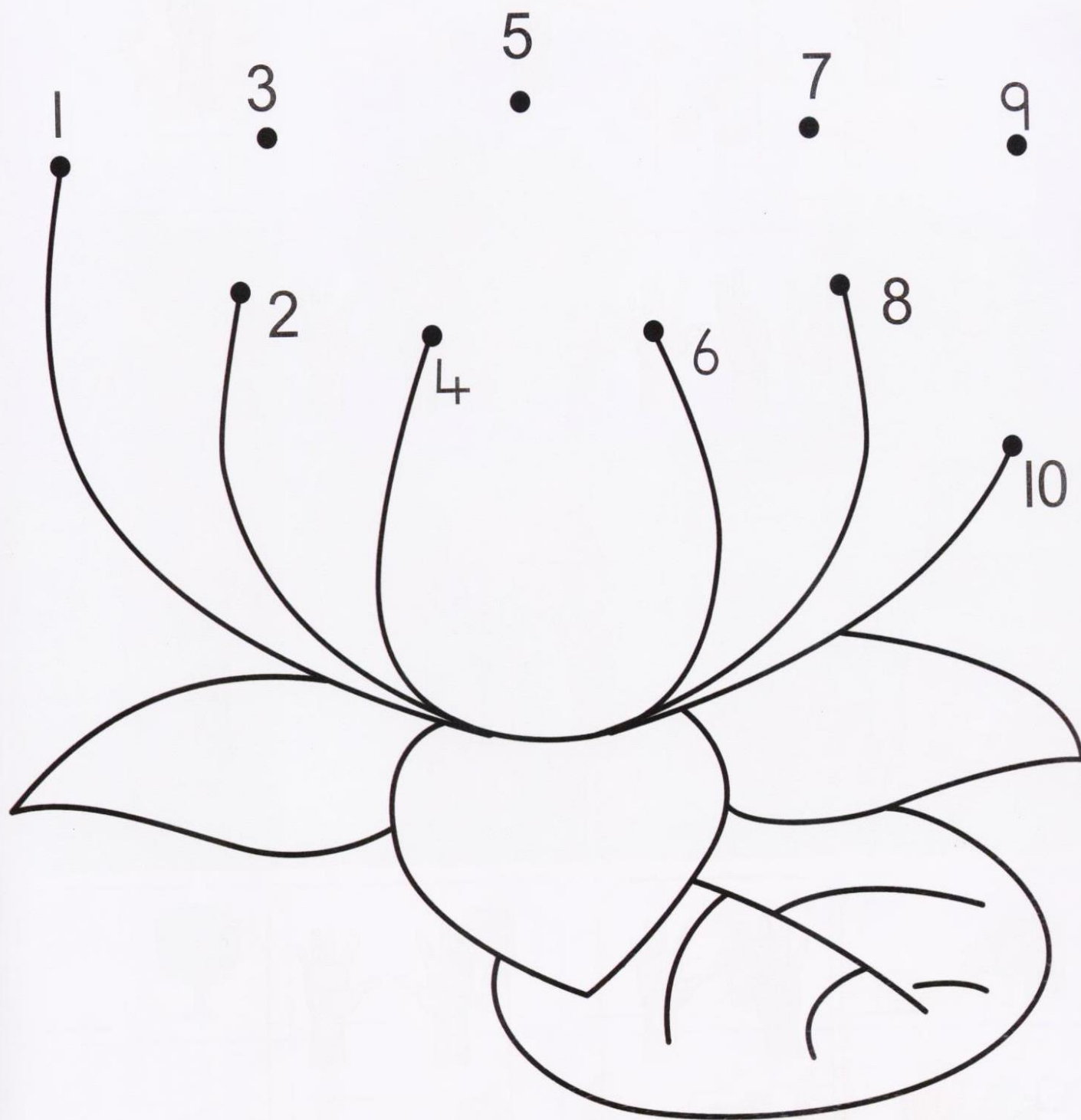
Please draw the missing objects to make sets as per the number given.

5	
7	
9	

Activity




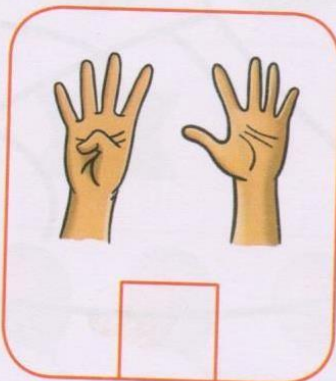
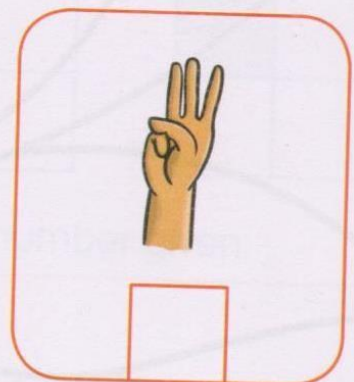
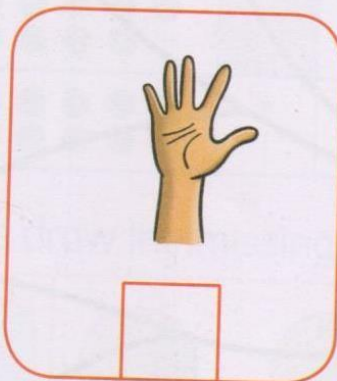



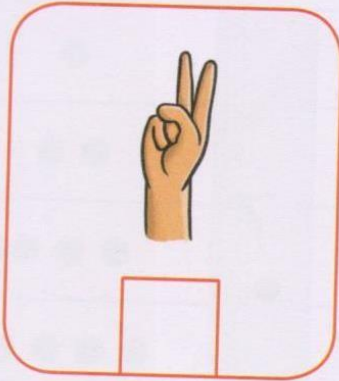
Please complete the picture by joining the dots in sequence from 1 to 10 and colour it.





Activity


Please count the number of fingers and write the correct number.











Activity



Let us count the things in the given picture and write the correct number against the object given.



 _____	 _____	 _____	 _____
 _____	 _____	 _____	 _____


Initial Sound

Write the initial sound letter of the given pictures in the boxes.



A a





Read the **capital letters** and write the **small letters** for them.

A

a

I

M

E

L

R

C

D

T

P

Q

X

B

Z

Look at each picture and write the **first letter** of its name. One has been done for you.



Aa



Look at each picture and write the **last letter** of its name. One has been done for you.



Nn



